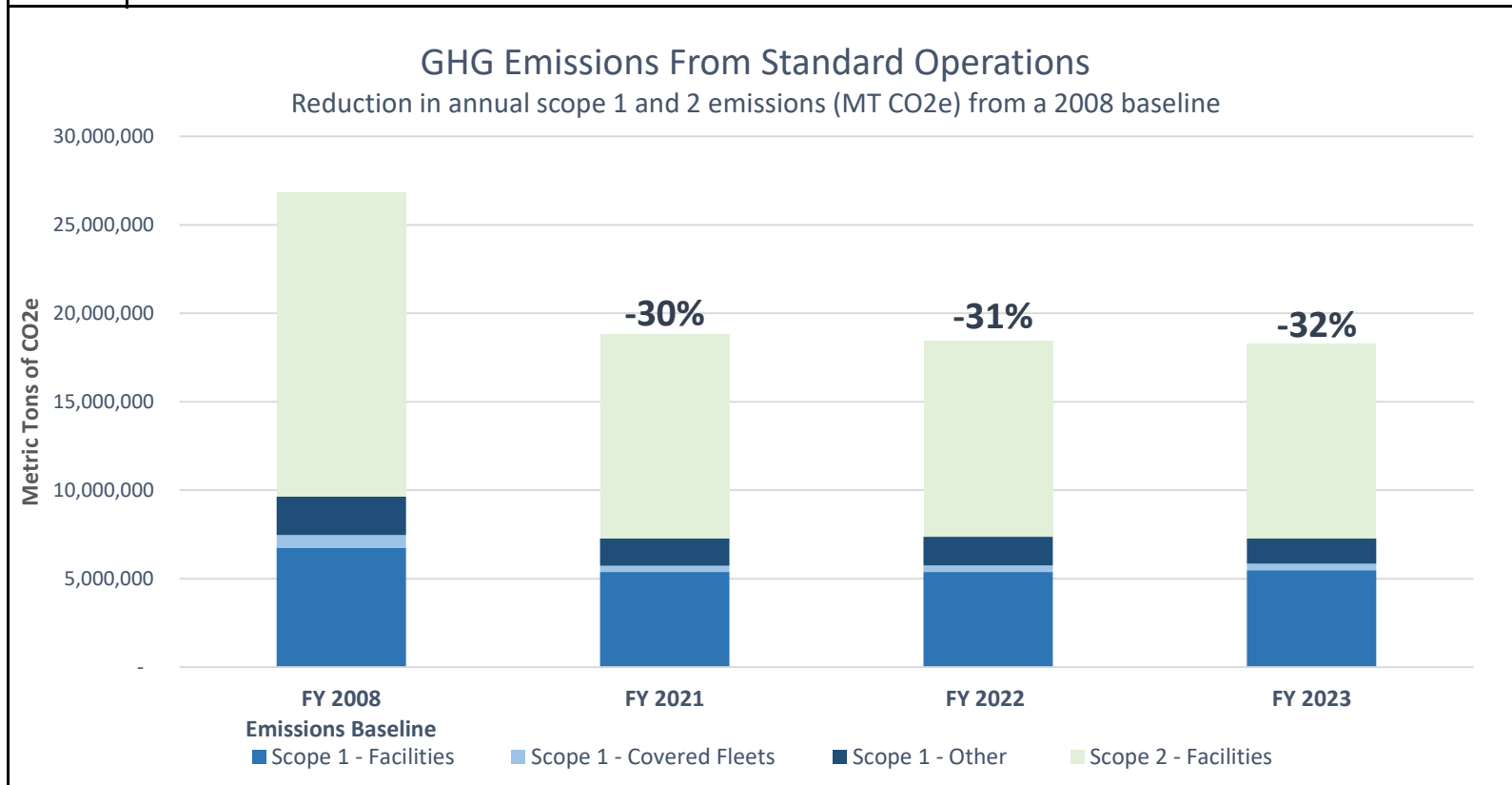


Department of Defense
FY 2023 Sustainability Scorecard



Net-Zero Emissions Operations by 2050,
Including a 65% reduction by 2030

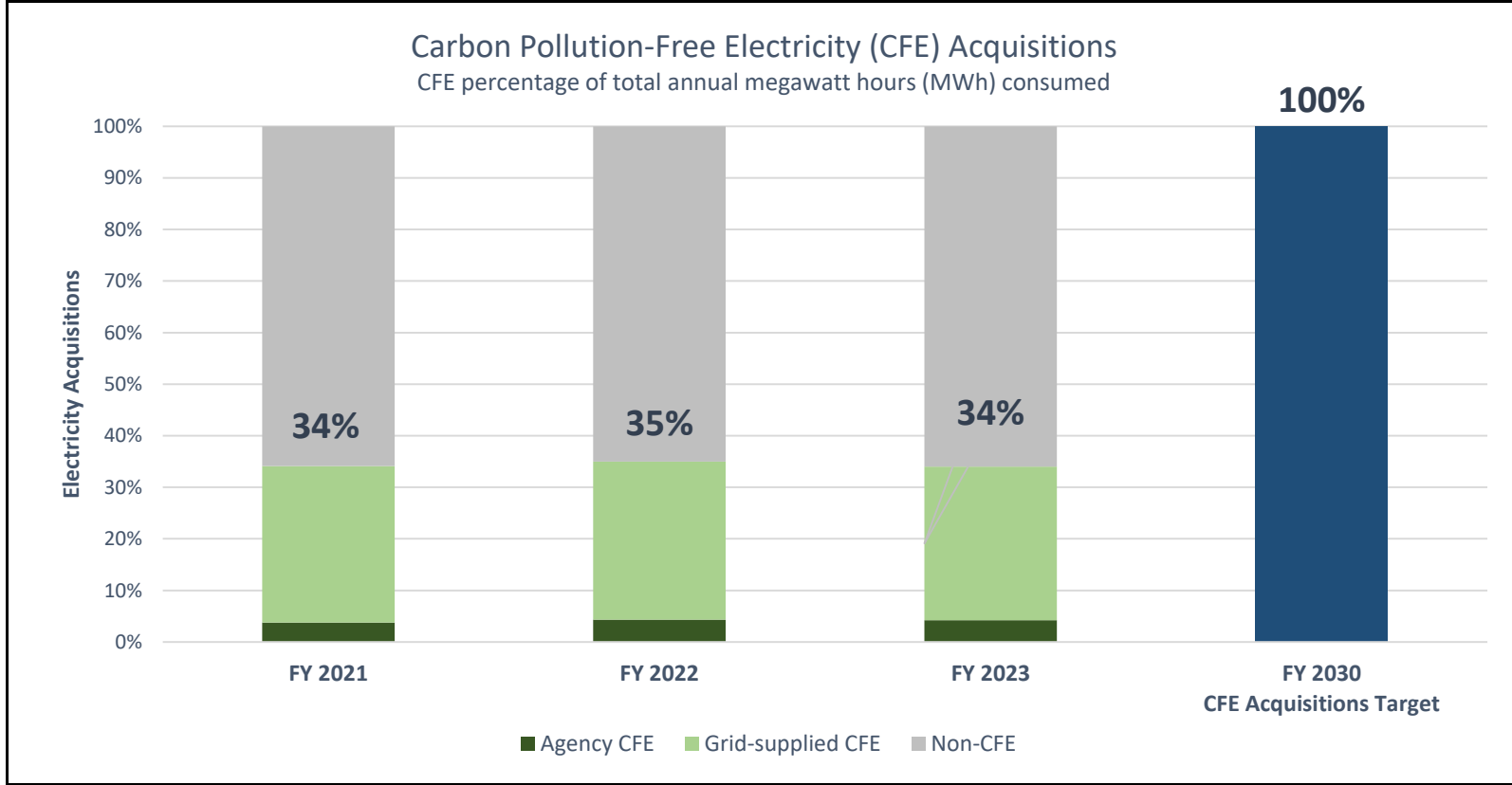





For abbreviations and definitions— See OMB Scorecard Glossary

Annual Progress from Prior Year		
-103,455		
Scope 1 Emissions	-58,136	
	Scope 2 Emissions	
-1%		
	-1%	
FY 2023 Standard Operations Emissions		
Scope and Category	MTCO2e	% of Total
■ Scope 1 - Covered Fleets	378,508	2%
■ Scope 1 - Other	1,418,806	8%
■ Scope 1 - Facilities	5,471,949	30%
■ Scope 2 - Facilities	11,014,325	60%
Total	18,283,588	

Department of Defense
FY 2023 Sustainability Scorecard

 **100% Carbon Pollution-Free Electricity on a Net Annual Basis by 2030**



Annual Progress from Prior Year		
	-291,272	MWh of CFE Acquisition
	-3%	
FY 2023 Agency Electricity Profile		
Category	MWh	% of Total
 Agency CFE	1,222,677	4%
 Grid-Supplied CFE	8,608,057	30%
 Non-CFE	19,070,497	66%
Total	28,901,231	

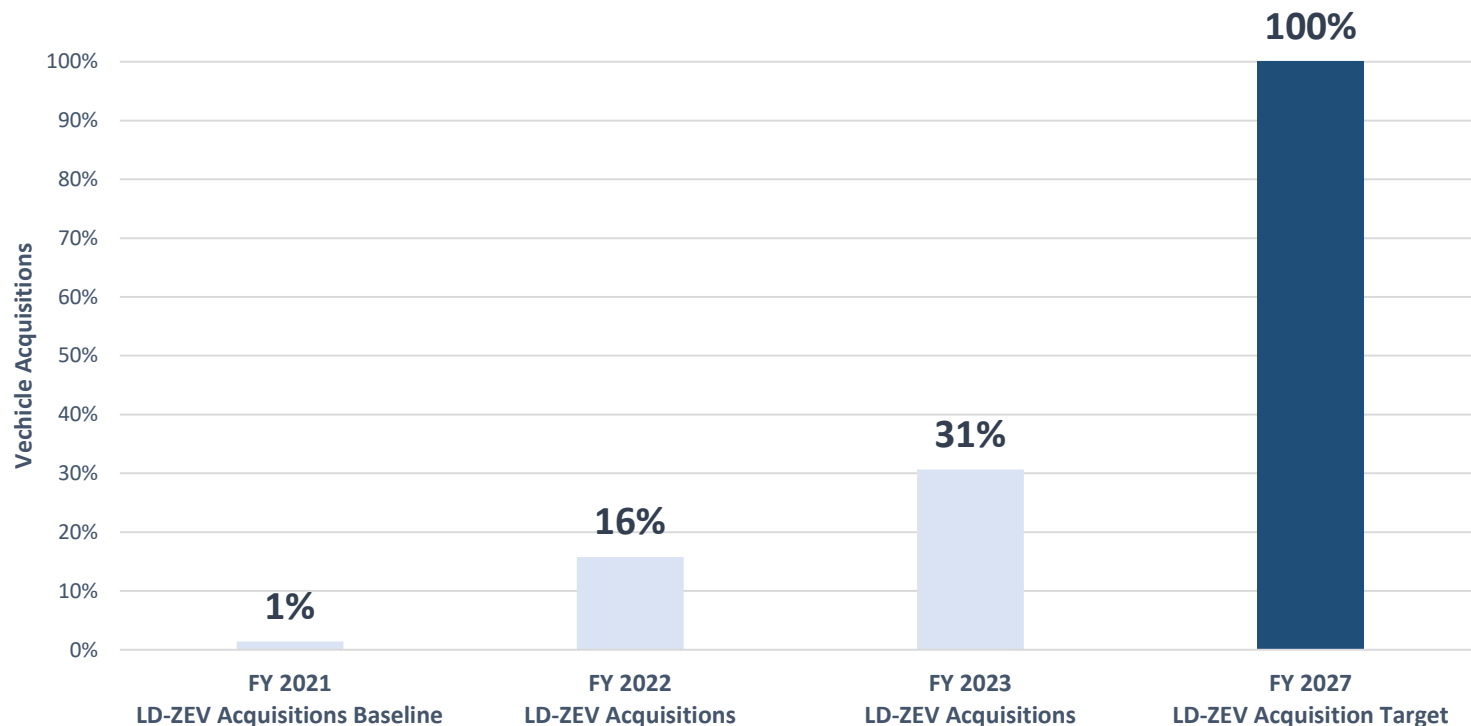
For abbreviations and definitions— See OMB Scorecard Glossary

Department of Defense
FY 2023 Sustainability Scorecard



100% Zero-Emission Vehicle Acquisitions by 2035

Zero Emission Vehicles Acquisitions
 ZEVs as percentage of annual light-duty vehicle (LDV) orders



For abbreviations and definitions— See OMB Scorecard Glossary

Agency Progress Indicator

Agency progress as compared to all other Scorecard Agencies overall progress in FY23 towards the 2027 ZEV acquisition goal.



Bottom 25%

Middle

Top 25%

Annual Progress from Prior Year

+1,542

LD-ZEV Acquisitions

+103%

+939

Charging Ports

+46%

Covered Fleet Inventory

Category	FY 22	FY 23
Light Duty ZEV	781	3,878
Light Duty ICE	81,294	76,579
Total	82,075	80,457

Charging Port Inventory

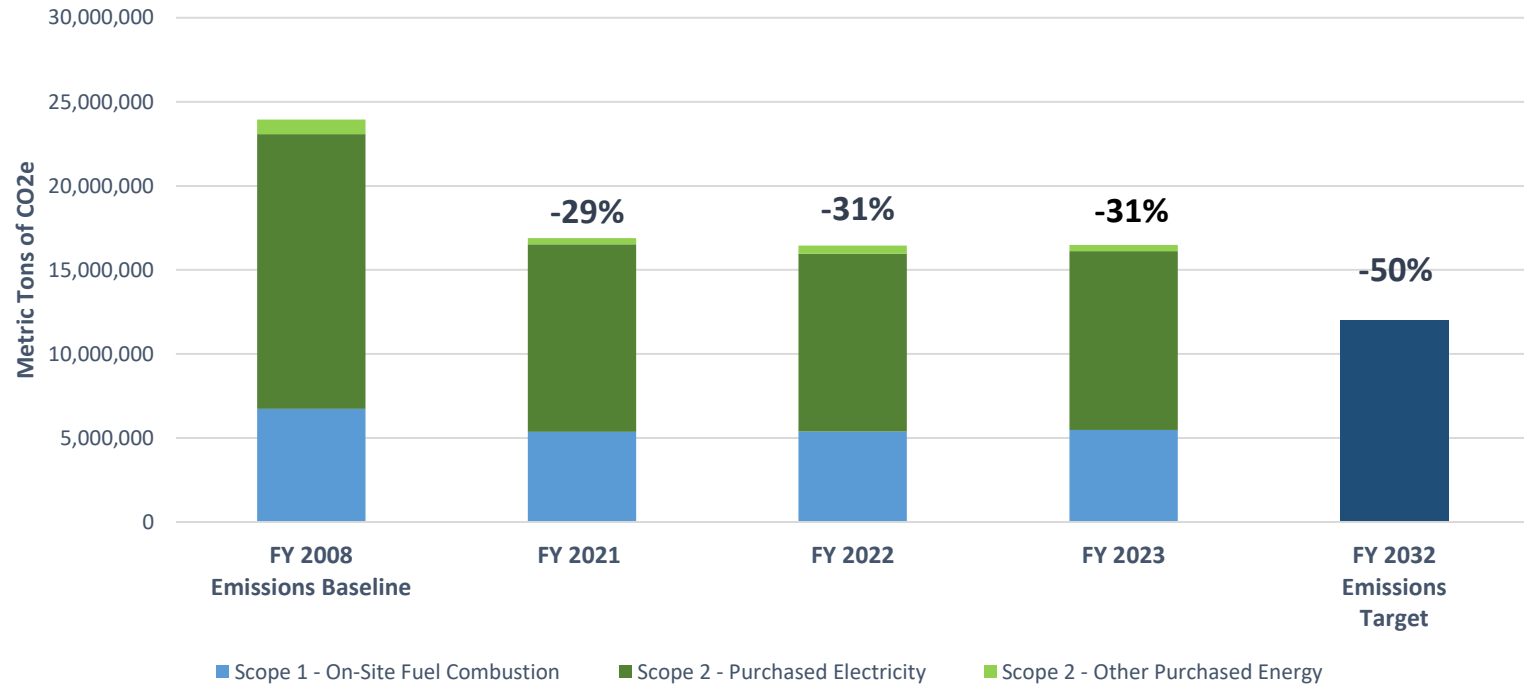
Category	FY 22	FY 23
AC Level 1	586	502
AC Level 2	1,418	2,436
DC Fast Charging	25	30
Total	2,029	2,968

Department of Defense
FY 2023 Sustainability Scorecard



**Net-Zero Buildings by 2045,
including a 50% reduction by 2032**

GHG Emissions from Standard Operations in Facilities
Reduction in annual scope 1 and 2 emissions (MT CO2e) from a FY 2008 Baseline



For abbreviations and definitions— See OMB Scorecard Glossary

Annual Progress from Prior Year		
+94,799	-58,136	
Scope 1 Emissions	Scope 2 Emissions	
+2%	-1%	
FY 2023 Buildings Standard Emissions		
GHG	MTCO2e	% of Total
Scope 1 - On-Site Fuel Combustion	5,471,949	33%
Scope 2 - Purchased Electricity	10,635,841	65%
Scope 2 - Other Purchased Energy	378,483	2%
Total	16,486,274	

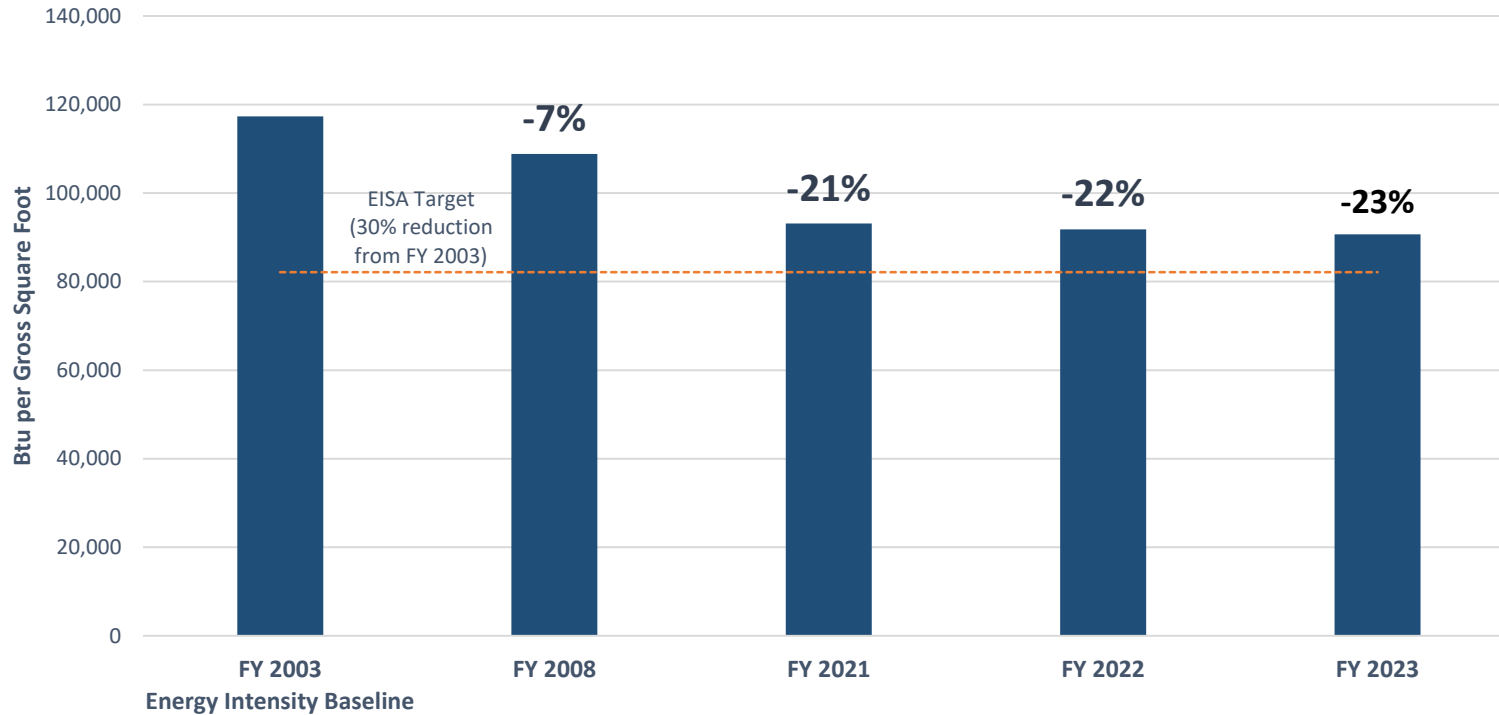
Department of Defense
FY 2023 Sustainability Scorecard



Federal Facility Energy Use

Facility Energy Intensity

Reduction in facility energy intensity (Btu per GSF) from a 2003 baseline



Annual Progress from Prior Year		
	-1,128	Btu per GSF
	-1.2%	
Energy Intensity Details		
End Use	Site-Delivered BBtu	% of Total
Electricity	90,130	52%
On-Site Fuel Combustion	92,591	53%
Purchased Thermal	4,827	3%
On-Site Renewables and Other Adjustments	-14,440	-8%
End-Use Sector Total	173,108	
Gross Square Feet (Thou.)		1,908,654
Energy Intensity	90,696	

For abbreviations and definitions— See OMB Scorecard Glossary

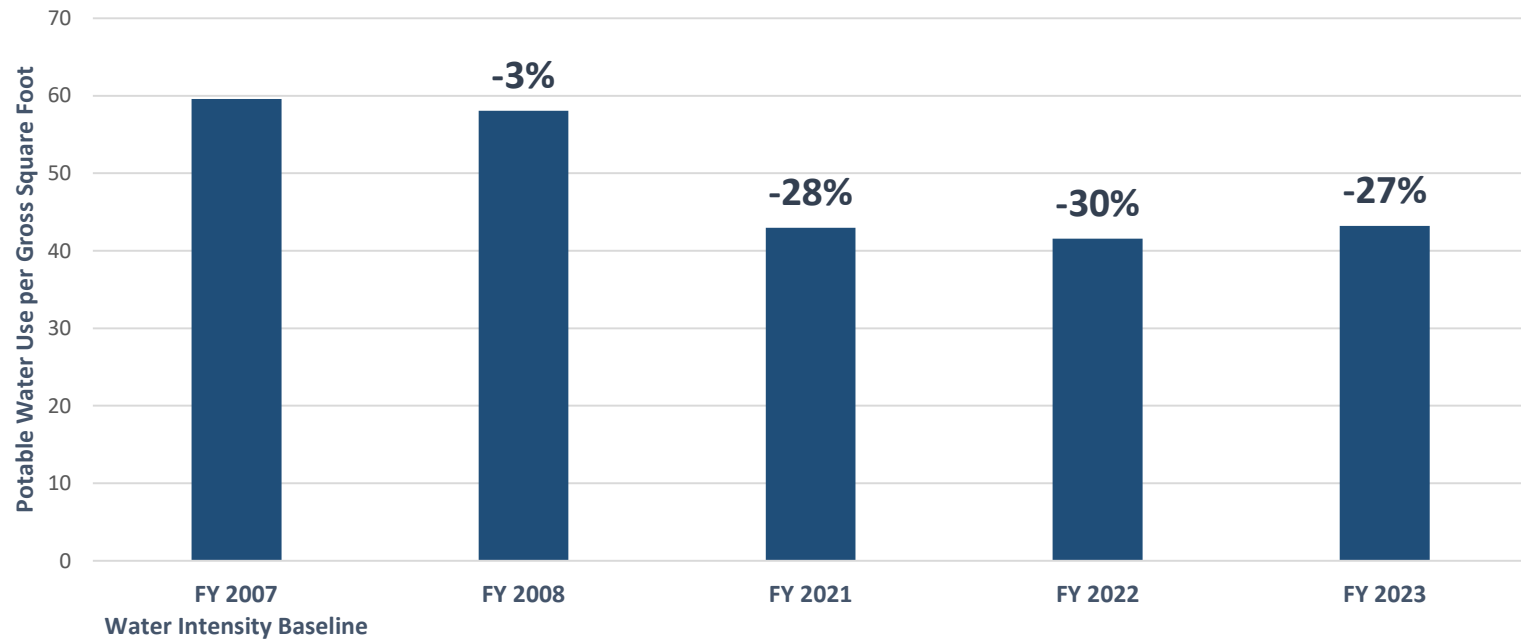
Department of Defense
FY 2023 Sustainability Scorecard



Federal Facility Water Use

Facility Water Intensity

Reduction in facility water intensity (Gallons per GSF from a 2007 baseline)



Annual Progress from Prior Year

+2

Gallons per GSF Change

+3.9%

Water Intensity Details

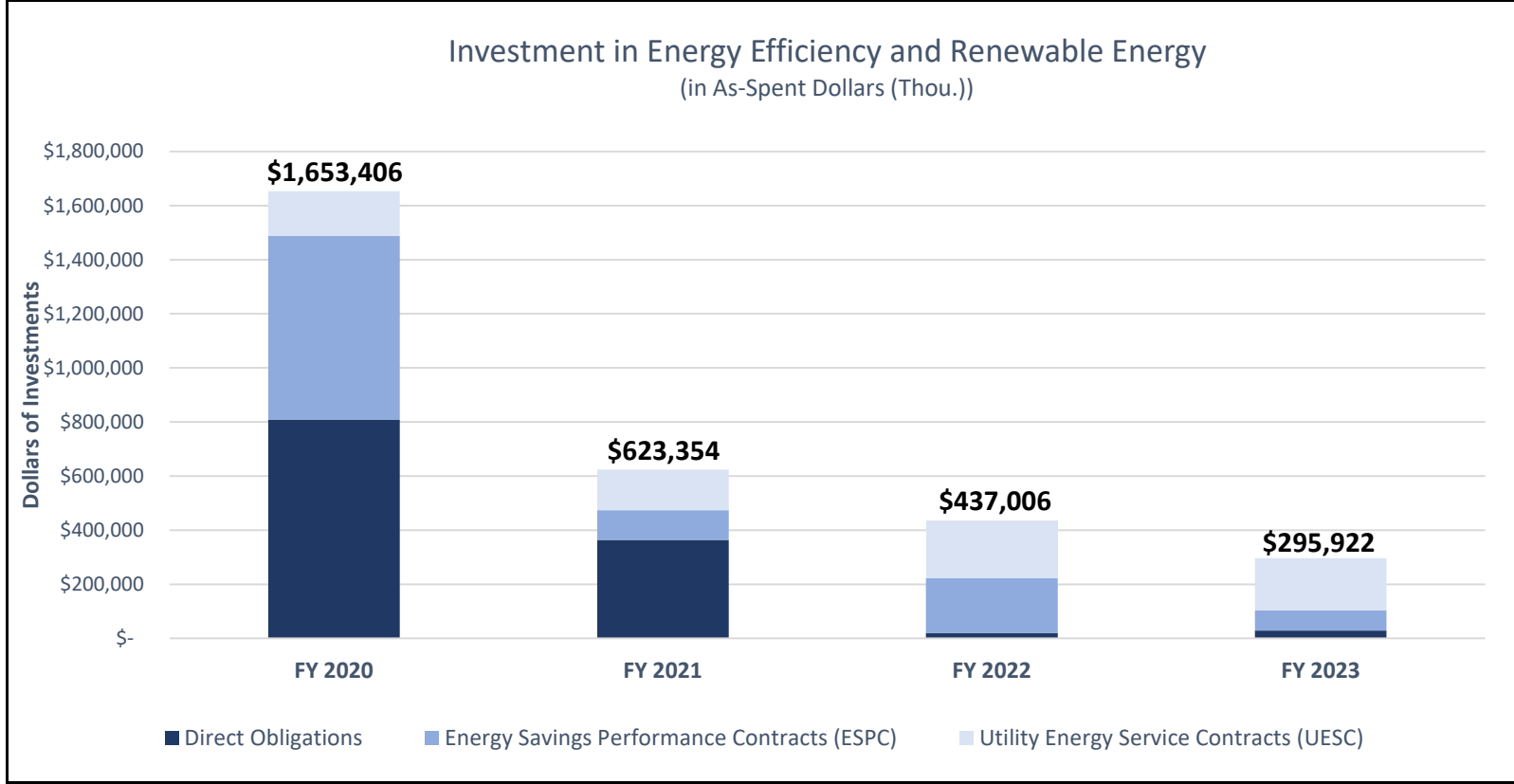
	<u>FY23</u>
Gallons (Million)	83,920
GSF (Thou.)	1,942,684

Water Intensity **43.2**

For abbreviations and definitions— See OMB Scorecard Glossary

Department of Defense
FY 2023 Sustainability Scorecard

 **Federal Facility Efficiency Investments**



For abbreviations and definitions— See OMB Scorecard Glossary

Annual Progress		
Percent of total investments completed by ESPC or UESCs over the last 4 years	59%	
Percent of covered facilities evaluated for efficiency opportunities	34%	
Agency Facility Investments in ECMs		
<u>Type of Investment</u>	<u>Thou. \$</u>	<u>% of investment</u>
Direct Obligations	\$28,993	10%
ESPC	\$74,365	25%
UESC	\$192,563	65%
Total (M\$)	\$295.9	

OMB Scorecard Glossary

Abbreviations

Btu = British thermal units CFE = Carbon Pollution Free Electricity ECM = efficiency/conservation measure ESPC = Energy Savings Performance Contracts	EVSE = electric vehicle supply equipment (e.g. Charging Ports) GHG = greenhouse gas GSF = Gross square foot (or feet) ICE = Internal Combustion Engine KWh = Kilowatt hours	LDV = Light Duty Vehicle MTCO_{2e} = Metric Tons of Carbon Dioxide Equivalent N/A = data not available UESC = Utility Energy Service Contracts ZEV = Zero Emissions Vehicles
--	--	---

Progress Indicators

Bottom 25%	Middle	Top 25%
Lower Quartile or 25th percentile relative to other Scorecard Agencies	Middle Quartiles or >25 th , but <75th, percentile relative to other Scorecard Agencies	Upper Quartile or 75th percentile relative to other Scorecard Agencies

Terminology

TOPIC

DATA SOURCE and TERMINOLOGY DEFINITIONS

NET-ZERO EMISSIONS OPERATIONS

Source: Agency greenhouse gas emission are calculated from the agency submitted Annual Energy Management Data Reports. Details and background data can be found on FEMP's [Comprehensive Annual Energy Data and Sustainability Performance](#) data site.

- **Standard Operations:** Any emissions from operations not designated, under section 602 of E.O. 14057, as exempted and reported as non-standard operations. Non-Standard Operations are vehicles, vessels, aircraft and other equipment used by Federal Government agencies in combat support, combat service support, tactical or relief operations, training for such operations, law enforcement, emergency response, or spaceflight (including associated ground-support equipment). Non-Standard operations also includes generation of electric power produced and sold commercially to other parties.
- **Scope 1 (Covered Fleets):** Emissions from standard operations from the agency's fleet of passenger fleet vehicles.
- **Scope 1 (Other):** Emissions from fluorinated gases and other fugitive emissions, on-site wastewater treatment, on-site landfills and municipal solid waste facilities, manufacturing and industrial processes, and from non-passenger fleet vehicles, aircraft, ships, and mobility equipment reported as standard operations.
- **Scope 1 (Facilities):** Emission from standard operations of on-site fuel consumption at federal facilities, including natural gas, fuel oil, LPG/propane, coal and any other fossil fuel.
- **Scope 2 (Facilities):** Emissions from standard operations of any purchased electricity, purchased biomass energy, purchased steam and hot water, purchased chilled water, purchased energy from combined heat/power plants, and renewable energy purchases.

See [E.O. 14057 Implementing Instructions for Federal Agencies](#) for more details on definitions.

CARBON POLLUTION-FREE ELECTRICITY

Source: Agency electric energy consumption is submitted to DOE-FEMP through Annual Energy Management Data Report. Details and background data can be found on FEMP's [Comprehensive Annual Energy Data and Sustainability Performance](#) data site.

- **Agency CFE:** Includes electricity generated at a Federal facility, electricity purchased from a qualifying CFE generation source with the associated energy attribute certificates (EACs) and Purchased or unbundled EAC.
- **Grid-supplied CFE:** CFE delivered as part of default electricity service or the electricity grid mix from a utility or electric service provider.
- **Non-CFE:** Electricity from non-carbon pollution free electricity sources.

See [E.O. 14057 Implementing Instructions for Federal Agencies](#) for more details on definitions.

OMB Scorecard Glossary

Terminology and Progress Indicators

TOPIC	DATA SOURCE and TERMINOLOGY DEFINITIONS
<p>ZERO-EMISSION VEHICLE ACQUISITIONS</p>	<p>Source: Agency fleet inventory and EVSE installation data was reported in the Federal Automotive Statistical Tool (FAST). Acquisition (vehicle order) data was provided by GSA.</p> <ul style="list-style-type: none"> • Light Duty: A vehicle weighing 8,500 pounds gross vehicle weight rating or less, certified for use on all public roads and highways. (Sec. VII of M-22-06) • Vehicle Acquisition: The placement of an order for a vehicle, recognizing fulfillment and timing of delivery is not within an agency’s control. • Vehicle Inventory: Vehicles in agency operation as of September 30 of the fiscal year as reported in FAST. • Charging Port: Electric vehicle supply equipment connector in agency operation as of September 30 of the fiscal year as reported in FAST. A charging station may have multiple ports. <p>See E.O. 14057 Implementing Instructions for Federal Agencies for more details on definitions.</p>
<p>NET-ZERO EMISSIONS BUILDINGS</p>	<p>Source: Agency facility greenhouse gas emission are calculated from the agency submitted Annual Energy Management Data Reports. Details and background data can be found on FEMP’s Comprehensive Annual Energy Data and Sustainability Performance data site.</p> <ul style="list-style-type: none"> • Scope 2 - Other Purchased Energy: Emissions from standard operations from any purchased biomass energy, purchased steam and hot water, purchased chilled water, purchased energy from combined heat/power plants, and renewable energy purchases. <p>See E.O. 14057 Implementing Instructions for Federal Agencies for more details on definitions.</p>
<p>FACILITY ENERGY EFFICIENCY</p>	<p>Source: Agency facility energy use is submitted to DOE-FEMP through Annual Energy and Water Use Reports. Details and background data can be found on FEMP’s Comprehensive Annual Energy Data and Sustainability Performance data site.</p> <ul style="list-style-type: none"> • Purchased Thermal Energy: Include energy from purchased steam and hot water and purchased chilled water. • Purchased Renewables and Adjustments: Includes renewable energy purchases but not on-site RE, subtracts source-energy-saving project credit, weather normalization credit, and project savings in Excluded buildings credit).
<p>FACILITY WATER EFFICIENCY</p>	<p>Source: Agency facility water use is submitted to DOE-FEMP through Annual Energy Data Reports. Details and background data can be found on FEMP’s Comprehensive Annual Energy Data and Sustainability Performance data site.</p>
<p>FACILITY EFFICIENCY MEASURES/ INVESTMENT</p>	<p>Source: Agency facility efficiency investments are submitted to DOE-FEMP through Annual Energy Data Reports. Details and background data can be found on FEMP’s Comprehensive Annual Energy Data and Sustainability Performance data site.</p>