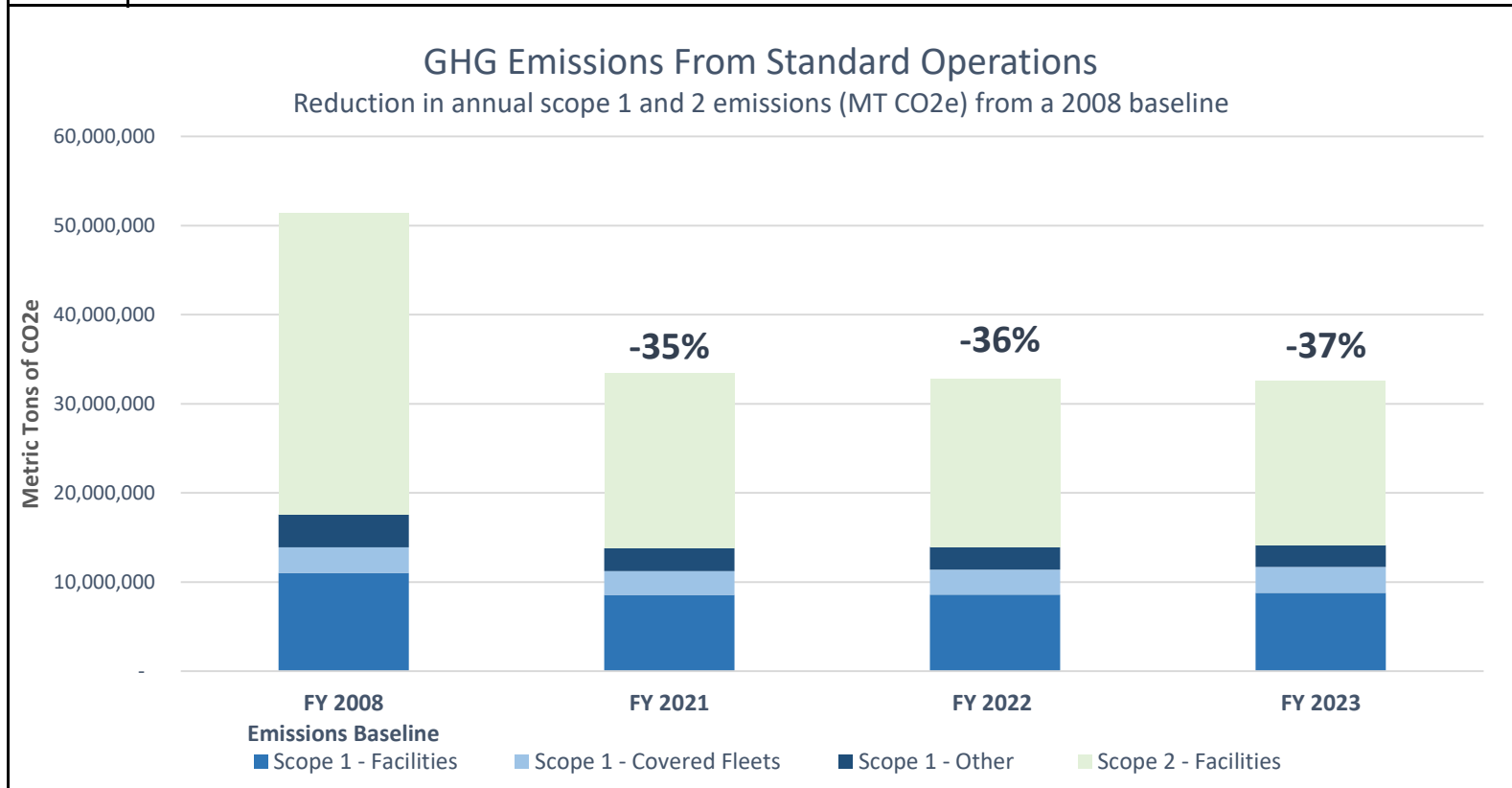


**Federal Government**  
**FY 2023 Sustainability Scorecard**



**Net-Zero Emissions Operations by 2050,**  
**Including a 65% reduction by 2030**

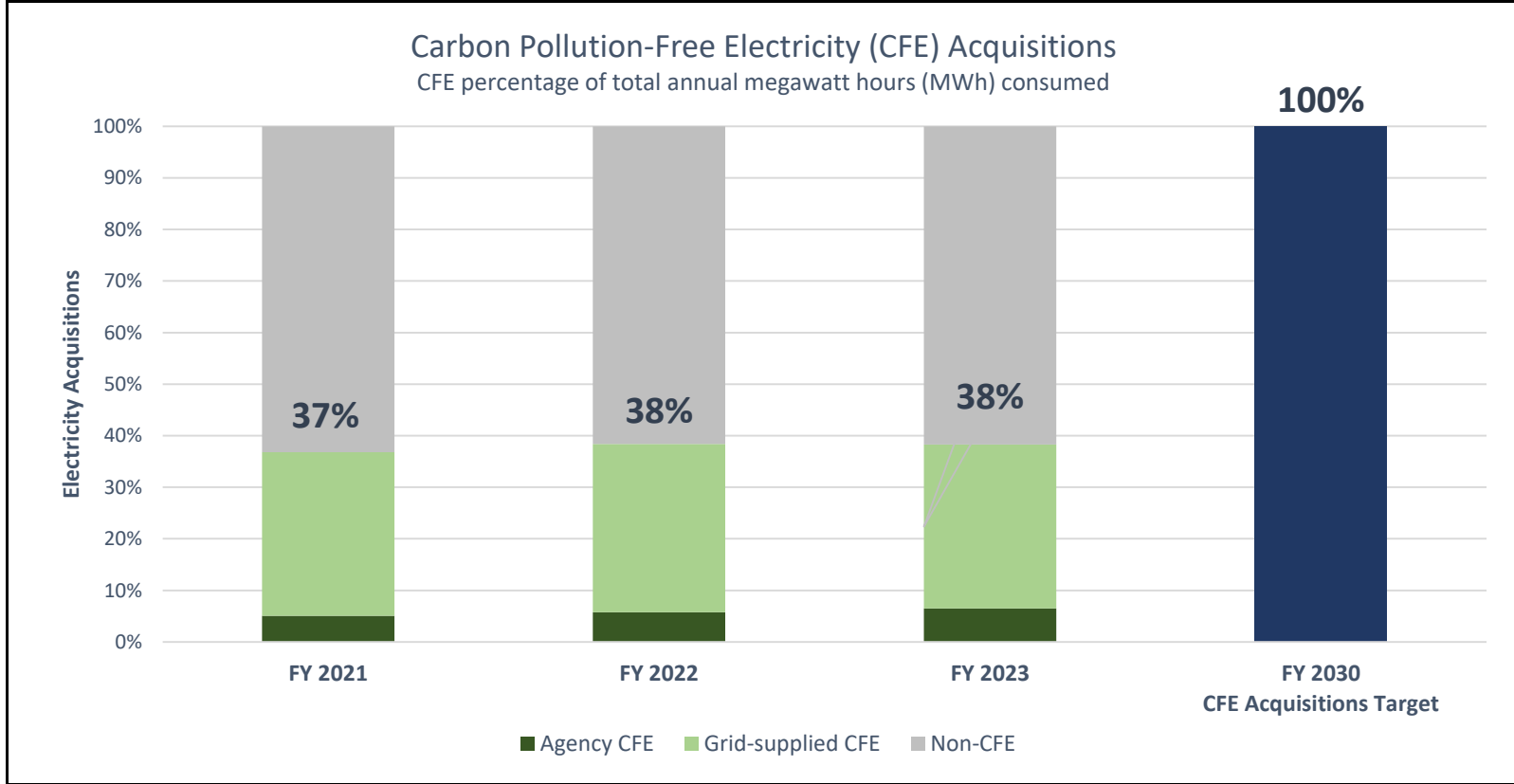





For abbreviations and definitions— See OMB Scorecard Glossary

Annual Progress from Prior Year		
<b>+197,301</b>		
Scope 1 Emissions	<b>-377,949</b>	
	Scope 2 Emissions	
<b>+1%</b>		
	<b>-2%</b>	
FY 2023 Standard Operations Emissions		
Scope and Category	MTCO <sub>2</sub> e	% of Total
<span style="color: #4f81bd;">■</span> Scope 1 - Covered Fleets	2,886,539	9%
<span style="color: #1f374d;">■</span> Scope 1 - Other	2,455,520	8%
<span style="color: #337ab7;">■</span> Scope 1 - Facilities	8,803,645	27%
<span style="color: #90c07e;">■</span> Scope 2 - Facilities	18,448,704	57%
<b>Total</b>	<b>32,594,408</b>	

**Federal Government**  
**FY 2023 Sustainability Scorecard**

 **100% Carbon Pollution-Free Electricity on a Net Annual Basis by 2030**

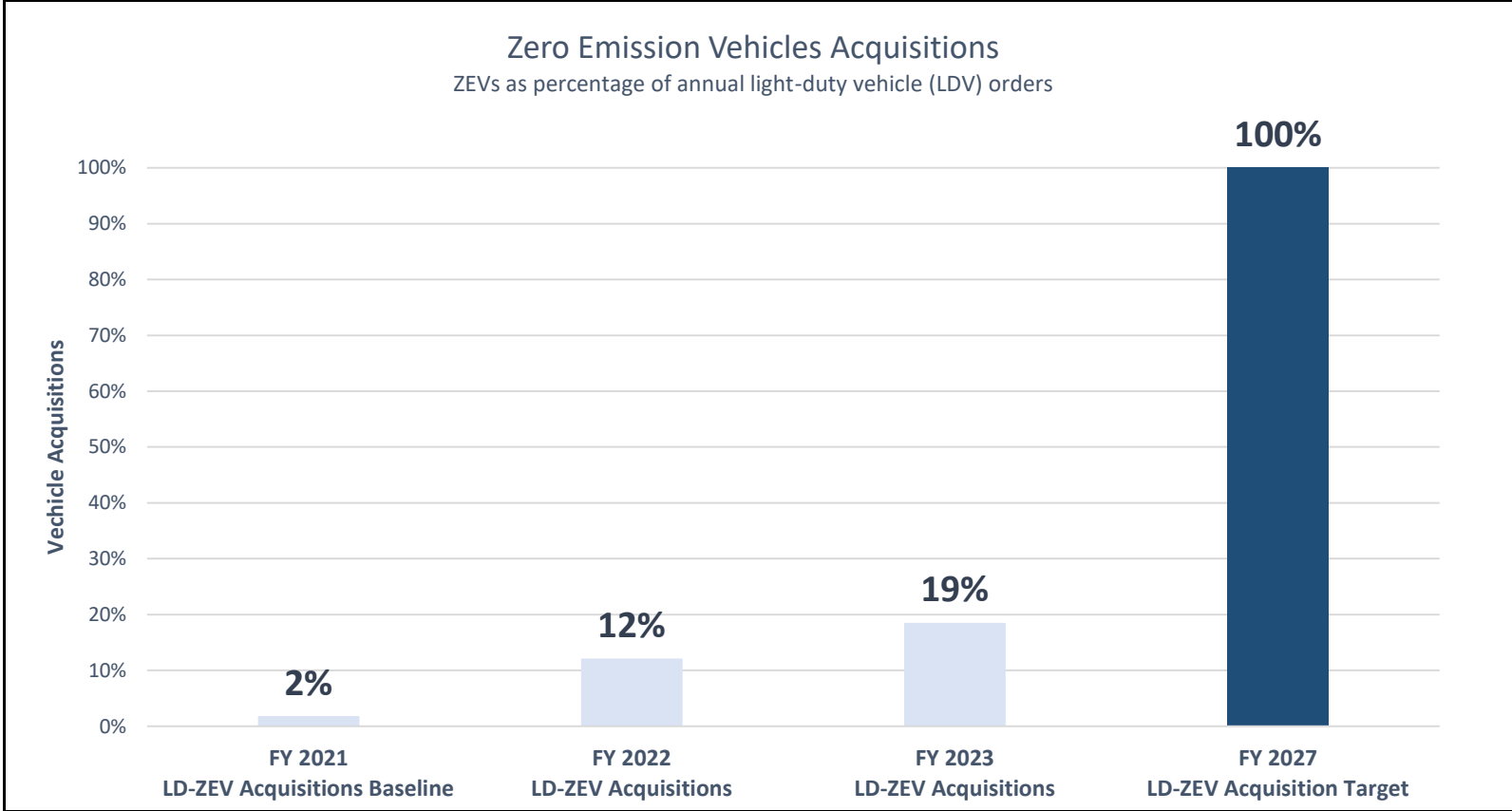


Annual Progress from Prior Year		
	<b>-312,211</b>	MWh of CFE Acquisition
	<b>-2%</b>	
FY 2023 Agency Electricity Profile		
Category	MWh	% of Total
 Agency CFE	3,360,941	6%
 Grid-Supplied CFE	16,487,091	32%
 Non-CFE	31,991,943	62%
<b>Total</b>	<b>51,839,975</b>	

For abbreviations and definitions— See OMB Scorecard Glossary

**Federal Government**  
**FY 2023 Sustainability Scorecard**

 **100% Zero-Emission Vehicle Acquisitions by 2035**



*For abbreviations and definitions— See OMB Scorecard Glossary*

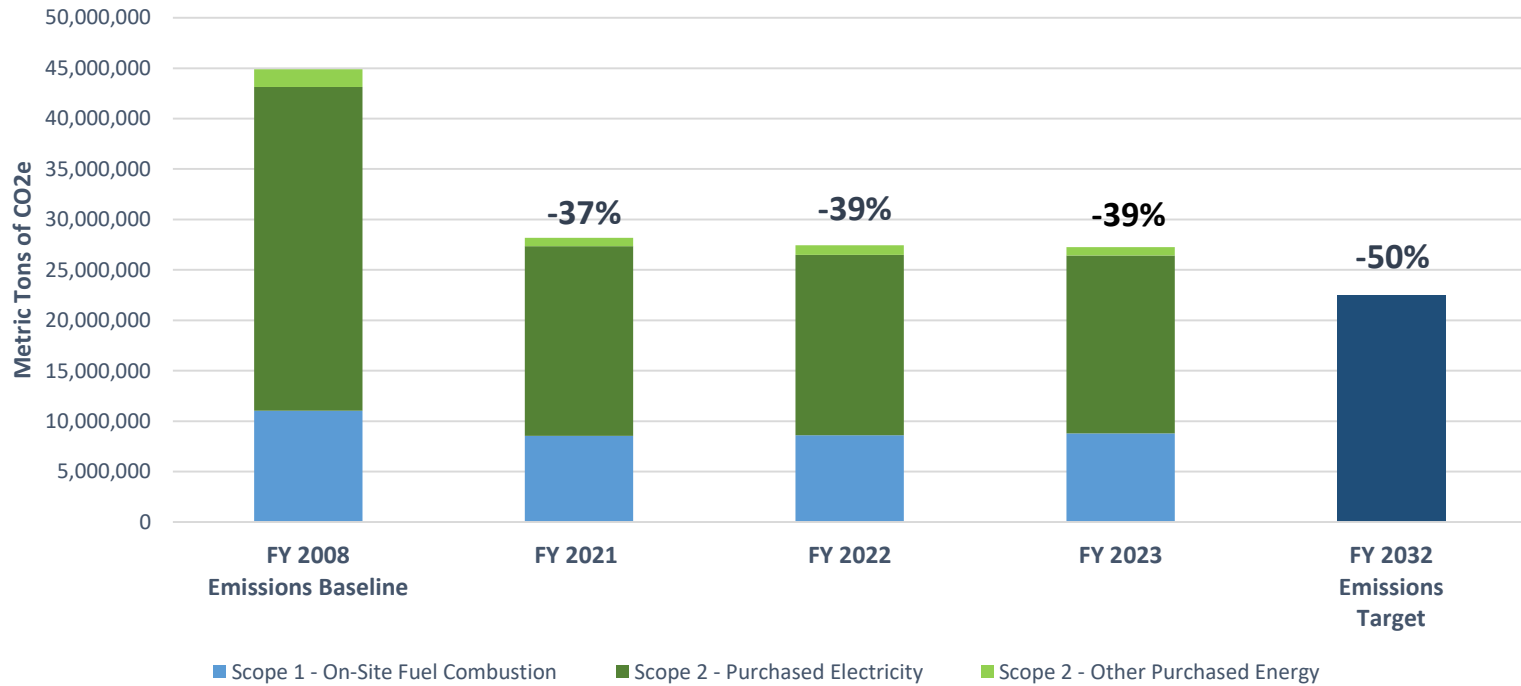
Annual Progress from Prior Year		
	<b>+1,920</b>	<b>+1,875</b>
	LD-ZEV Acquisitions	Charging Ports
	<b>+56%</b>	<b>+40%</b>
Covered Fleet Inventory		
<u>Category</u>	<u>FY 22</u>	<u>FY 23</u>
Light Duty ZEV	2,419	8,154
Light Duty ICE	450,596	454,543
<b>Total</b>	<b>453,015</b>	<b>462,697</b>
Charging Port Inventory		
<u>Category</u>	<u>FY 22</u>	<u>FY 23</u>
AC Level 1	1,573	1,457
AC Level 2	2,940	4,919
DC Fast Charging	171	183
<b>Total</b>	<b>4,684</b>	<b>6,559</b>

**Federal Government**  
**FY 2023 Sustainability Scorecard**



**Net-Zero Buildings by 2045,  
including a 50% reduction by 2032**

**GHG Emissions from Standard Operations in Facilities**  
Reduction in annual scope 1 and 2 emissions (MT CO2e) from a FY 2008 Baseline



For abbreviations and definitions— See OMB Scorecard Glossary

Annual Progress from Prior Year		
<b>+201,173</b>	<b>-377,949</b>	
Scope 1 Emissions	Scope 2 Emissions	
<b>+2%</b>	<b>-2%</b>	
FY 2023 Buildings Standard Emissions		
GHG	MTCO2e	% of Total
Scope 1 - On-Site Fuel Combustion	8,803,645	32%
Scope 2 - Purchased Electricity	17,621,065	65%
Scope 2 - Other Purchased Energy	827,639	3%
<b>Total</b>	<b>27,252,348</b>	

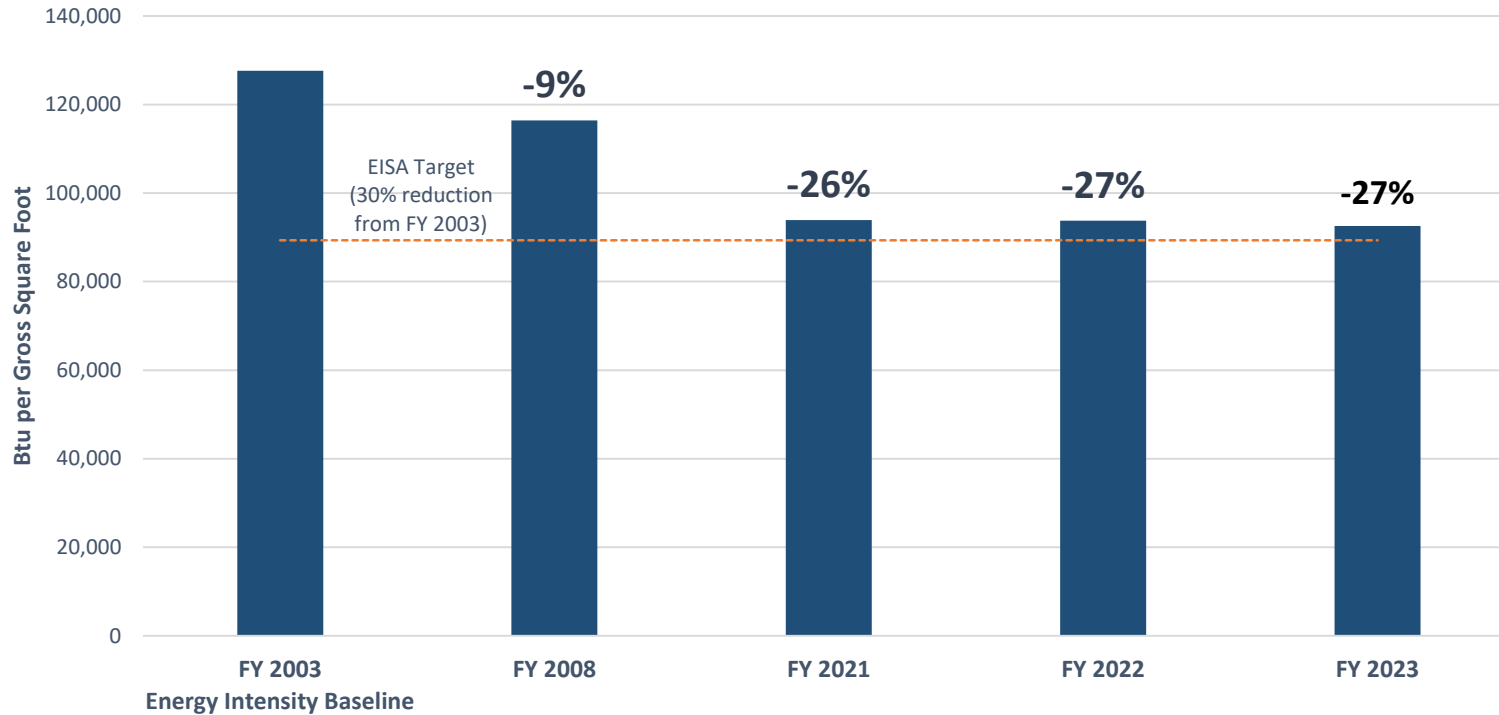
**Federal Government**  
**FY 2023 Sustainability Scorecard**



**Federal Facility Energy Use**

**Facility Energy Intensity**

Reduction in facility energy intensity (Btu per GSF) from a 2003 baseline



**Annual Progress from Prior Year**

**-1,171**

Btu per GSF

**-1.2%**

**Energy Intensity Details**

<u>End Use</u>	<u>Site-Delivered BBtu</u>	<u>% of Total</u>
Electricity	150,611	52%
On-Site Fuel Combustion	146,383	51%
Purchased Thermal	11,121	4%
On-Site Renewables and Other Adjustments	-21,134	-7%
<b>End-Use Sector Total</b>	<b>286,980</b>	
<b>Gross Square Feet (Thou.)</b>		<b>3,099,907</b>
<b>Energy Intensity</b>		<b>92,577</b>

For abbreviations and definitions— See OMB Scorecard Glossary

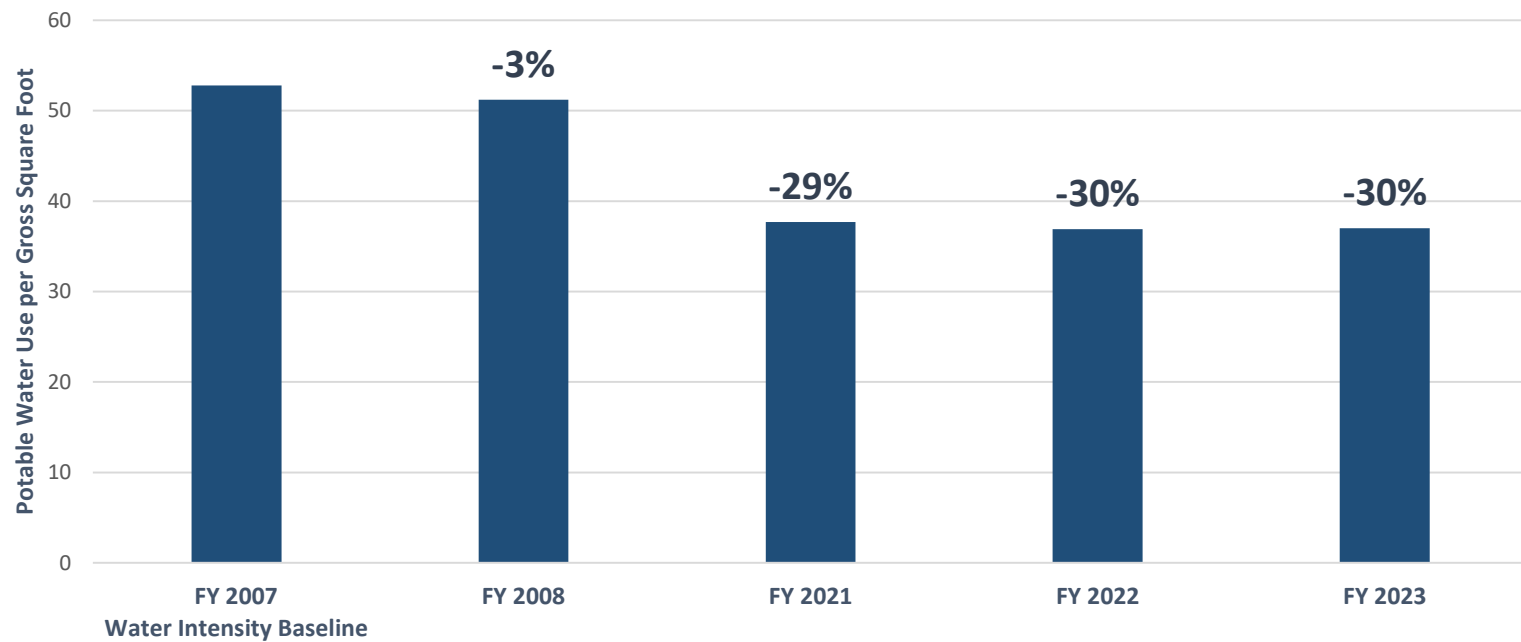
**Federal Government**  
**FY 2023 Sustainability Scorecard**



**Federal Facility Water Use**

**Facility Water Intensity**

Reduction in facility water intensity (Gallons per GSF from a 2007 baseline)



**Annual Progress from Prior Year**

**+0**

Gallons per GSF Change

**+0.3%**

**Water Intensity Details**

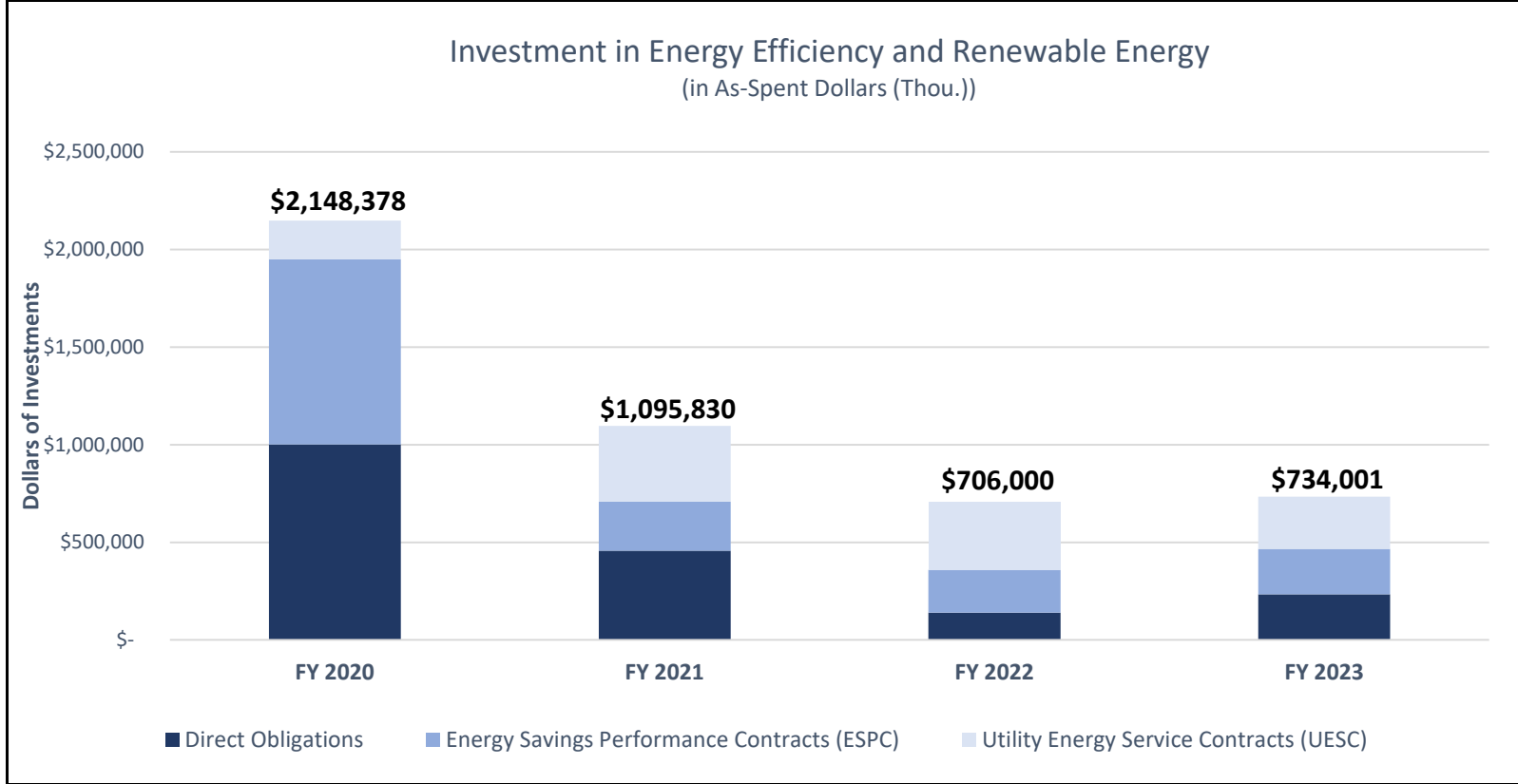
	<u>FY23</u>
Gallons (Million)	119,090
GSF (Thou.)	3,217,642

**Water Intensity** **37.0**

For abbreviations and definitions— See OMB Scorecard Glossary

**Federal Government**  
**FY 2023 Sustainability Scorecard**

 **Federal Facility Efficiency Investments**



*For abbreviations and definitions— See OMB Scorecard Glossary*

<b>Annual Progress</b>		
Percent of total investments completed by ESPC or UESCs over the last 4 years	<b>61%</b>	
Percent of covered facilities evaluated for efficiency opportunities	<b>47%</b>	
<b>Agency Facility Investments in ECMs</b>		
<u>Type of Investment</u>	<u>Thou. \$</u>	<u>% of investment</u>
Direct Obligations	\$232,605	32%
ESPC	\$233,458	32%
UESC	\$267,938	37%
<b>Total (M\$)</b>	<b>\$734.0</b>	

## OMB Scorecard Glossary

### Abbreviations

<b>Btu</b> = British thermal units <b>CFE</b> = Carbon Pollution Free Electricity <b>ECM</b> = efficiency/conservation measure <b>ESPC</b> = Energy Savings Performance Contracts	<b>EVSE</b> = electric vehicle supply equipment (e.g. Charging Ports) <b>GHG</b> = greenhouse gas <b>GSF</b> = Gross square foot (or feet) <b>ICE</b> = Internal Combustion Engine <b>KWh</b> = Kilowatt hours	<b>LDV</b> = Light Duty Vehicle <b>MTCO<sub>2e</sub></b> = Metric Tons of Carbon Dioxide Equivalent <b>N/A</b> = data not available <b>UESC</b> = Utility Energy Service Contracts <b>ZEV</b> = Zero Emissions Vehicles
--	--	---

### Progress Indicators

Bottom 25%	Middle	Top 25%
Lower Quartile or 25th percentile relative to other Scorecard Agencies	Middle Quartiles or >25 <sup>th</sup> , but <75th, percentile relative to other Scorecard Agencies	Upper Quartile or 75th percentile relative to other Scorecard Agencies

## Terminology

### TOPIC

### DATA SOURCE and TERMINOLOGY DEFINITIONS

#### NET-ZERO EMISSIONS OPERATIONS

Source: Agency greenhouse gas emission are calculated from the agency submitted Annual Energy Management Data Reports. Details and background data can be found on FEMP's [Comprehensive Annual Energy Data and Sustainability Performance](#) data site.

- **Standard Operations:** Any emissions from operations not designated, under section 602 of E.O. 14057, as exempted and reported as non-standard operations. Non-Standard Operations are vehicles, vessels, aircraft and other equipment used by Federal Government agencies in combat support, combat service support, tactical or relief operations, training for such operations, law enforcement, emergency response, or spaceflight (including associated ground-support equipment). Non-Standard operations also includes generation of electric power produced and sold commercially to other parties.
- **Scope 1 (Covered Fleets):** Emissions from standard operations from the agency's fleet of passenger fleet vehicles.
- **Scope 1 (Other):** Emissions from fluorinated gases and other fugitive emissions, on-site wastewater treatment, on-site landfills and municipal solid waste facilities, manufacturing and industrial processes, and from non-passenger fleet vehicles, aircraft, ships, and mobility equipment reported as standard operations.
- **Scope 1 (Facilities):** Emission from standard operations of on-site fuel consumption at federal facilities, including natural gas, fuel oil, LPG/propane, coal and any other fossil fuel.
- **Scope 2 (Facilities):** Emissions from standard operations of any purchased electricity, purchased biomass energy, purchased steam and hot water, purchased chilled water, purchased energy from combined heat/power plants, and renewable energy purchases.

See [E.O. 14057 Implementing Instructions for Federal Agencies](#) for more details on definitions.

#### CARBON POLLUTION-FREE ELECTRICITY

Source: Agency electric energy consumption is submitted to DOE-FEMP through Annual Energy Management Data Report. Details and background data can be found on FEMP's [Comprehensive Annual Energy Data and Sustainability Performance](#) data site.

- **Agency CFE:** Includes electricity generated at a Federal facility, electricity purchased from a qualifying CFE generation source with the associated energy attribute certificates (EACs) and Purchased or unbundled EAC.
- **Grid-supplied CFE:** CFE delivered as part of default electricity service or the electricity grid mix from a utility or electric service provider.
- **Non-CFE:** Electricity from non-carbon pollution free electricity sources.

See [E.O. 14057 Implementing Instructions for Federal Agencies](#) for more details on definitions.



## OMB Scorecard Glossary

### Terminology and Progress Indicators

#### TOPIC

#### DATA SOURCE and TERMINOLOGY DEFINITIONS

#### ZERO-EMISSION VEHICLE ACQUISITIONS

Source: Agency fleet inventory and EVSE installation data was reported in the [Federal Automotive Statistical Tool \(FAST\)](#). Acquisition (vehicle order) data was provided by GSA.

- **Light Duty:** A vehicle weighing 8,500 pounds gross vehicle weight rating or less, certified for use on all public roads and highways. (Sec. VII of M-22-06)
- **Vehicle Acquisition:** The placement of an order for a vehicle, recognizing fulfillment and timing of delivery is not within an agency's control.
- **Vehicle Inventory:** Vehicles in agency operation as of September 30 of the fiscal year as reported in FAST.
- **Charging Port:** Electric vehicle supply equipment connector in agency operation as of September 30 of the fiscal year as reported in FAST. A charging station may have multiple ports.

See [E.O. 14057 Implementing Instructions for Federal Agencies](#) for more details on definitions.

#### NET-ZERO EMISSIONS BUILDINGS

Source: Agency facility greenhouse gas emission are calculated from the agency submitted Annual Energy Management Data Reports. Details and background data can be found on FEMP's [Comprehensive Annual Energy Data and Sustainability Performance](#) data site.

- **Scope 2 - Other Purchased Energy:** Emissions from standard operations from any purchased biomass energy, purchased steam and hot water, purchased chilled water, purchased energy from combined heat/power plants, and renewable energy purchases.

See [E.O. 14057 Implementing Instructions for Federal Agencies](#) for more details on definitions.

#### FACILITY ENERGY EFFICIENCY

Source: Agency facility energy use is submitted to DOE-FEMP through Annual Energy and Water Use Reports. Details and background data can be found on FEMP's [Comprehensive Annual Energy Data and Sustainability Performance](#) data site.

- **Purchased Thermal Energy:** Include energy from purchased steam and hot water and purchased chilled water.
- **Purchased Renewables and Adjustments:** Includes renewable energy purchases but not on-site RE, subtracts source-energy-saving project credit, weather normalization credit, and project savings in Excluded buildings credit).

#### FACILITY WATER EFFICIENCY

Source: Agency facility water use is submitted to DOE-FEMP through Annual Energy Data Reports. Details and background data can be found on FEMP's [Comprehensive Annual Energy Data and Sustainability Performance](#) data site.

#### HIGH PERFORMANCE SUSTAINABLE BUILDINGS

Source: Agency sustainable building inventory is reported through GSA's Federal Real Property Profile Management System. Details and background data can be found in the [Federal Real Property Public Data Set \(FRPP\)](#).

- Assessed as Sustainable: Any building which meets the criteria as laid out in the CEQ [Guiding Principles for Sustainable Federal Buildings and Associated Instructions](#).
- Applicable Buildings: All sustainable buildings and all federal buildings over 25,000 sq.ft. which met the criteria as detailed in Section 32 of the GSA 2022 [Guidance for Real Property Inventory Reporting](#).

#### FACILITY EFFICIENCY MEASURES/ INVESTMENT

Source: Agency facility efficiency investments are submitted to DOE-FEMP through Annual Energy Data Reports. Details and background data can be found on FEMP's [Comprehensive Annual Energy Data and Sustainability Performance](#) data site.