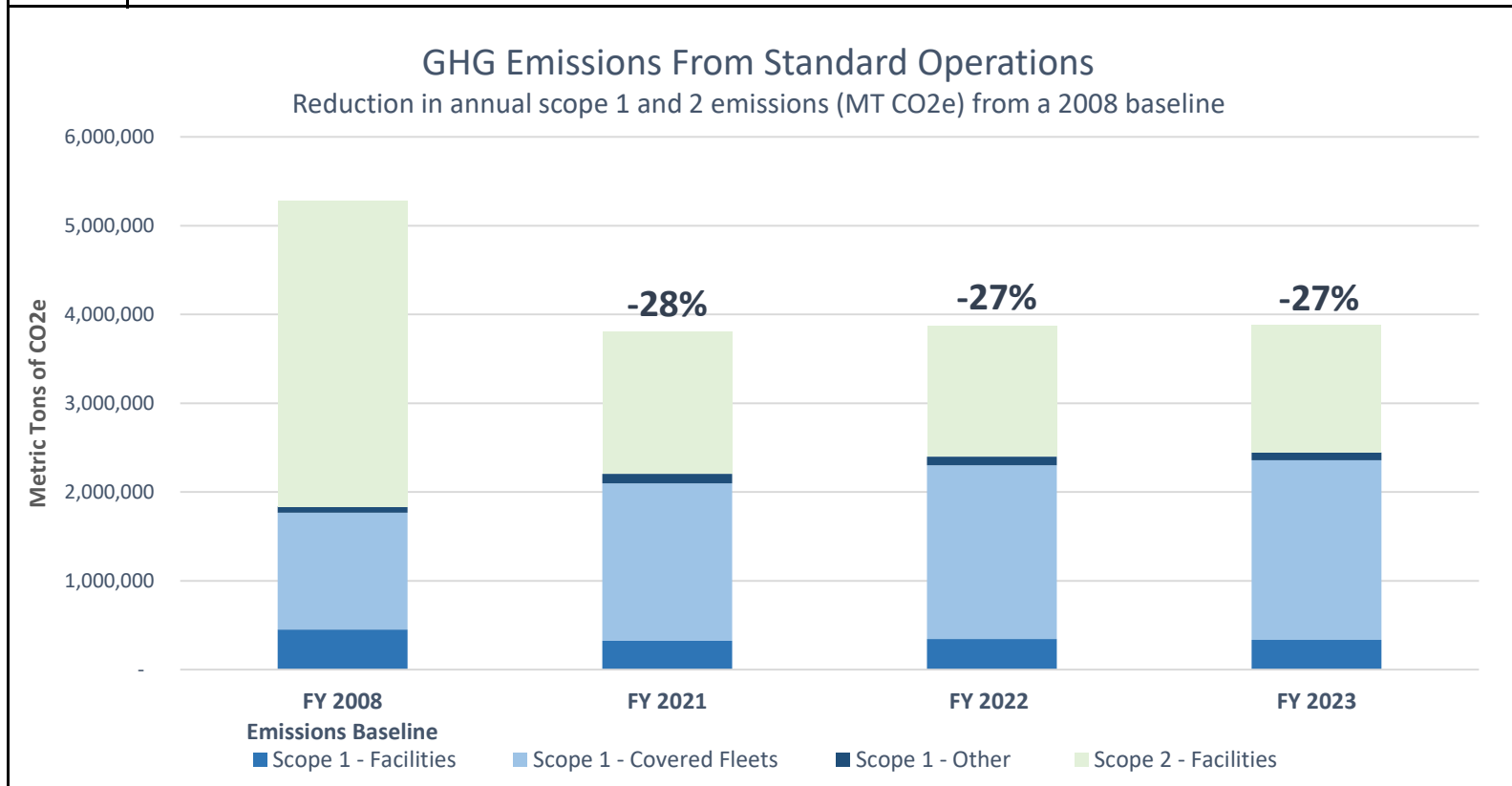


United States Postal Service

FY 2023 Sustainability Scorecard



Net-Zero Emissions Operations by 2050, Including a 65% reduction by 2030



For abbreviations and definitions— See OMB Scorecard Glossary

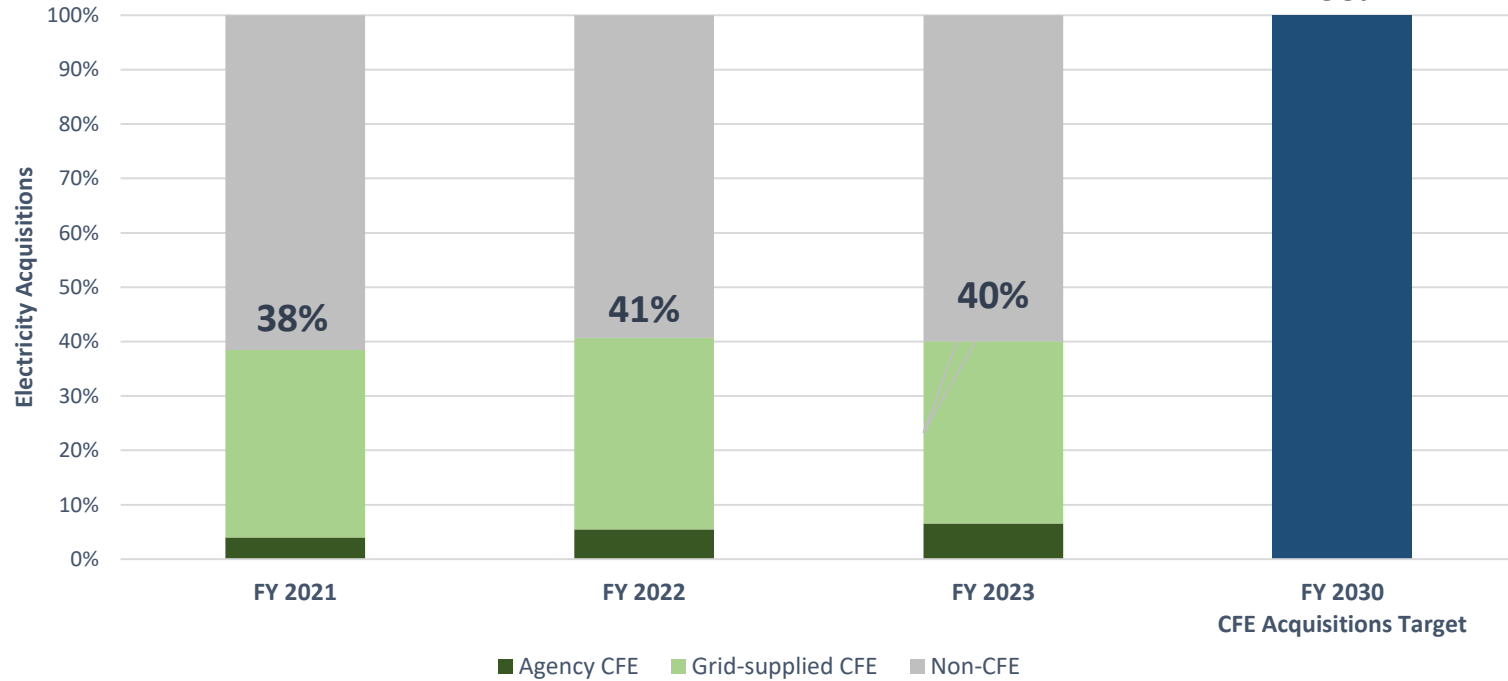
Annual Progress from Prior Year		
+47,135	-39,554	
Scope 1 Emissions	Scope 2 Emissions	
+2%	-3%	
FY 2023 Standard Operations Emissions		
Scope and Category	MTCO2e	% of Total
Scope 1 - Covered Fleets	2,022,455	52%
Scope 1 - Other	86,027	2%
Scope 1 - Facilities	335,380	9%
Scope 2 - Facilities	1,433,313	37%
Total	3,877,175	

United States Postal Service
FY 2023 Sustainability Scorecard



**100% Carbon Pollution-Free Electricity
on a Net Annual Basis by 2030**

Carbon Pollution-Free Electricity (CFE) Acquisitions
CFE percentage of total annual megawatt hours (MWh) consumed



Annual Progress from Prior Year

-120,271

MWh of CFE Acquisition

-7%

FY 2023 Agency Electricity Profile

<u>Category</u>	<u>MWh</u>	<u>% of Total</u>
Agency CFE	259,525	7%
Grid-Supplied CFE	1,321,355	33%
Non-CFE	2,367,231	60%

Total

3,948,111

For abbreviations and definitions— See OMB Scorecard Glossary

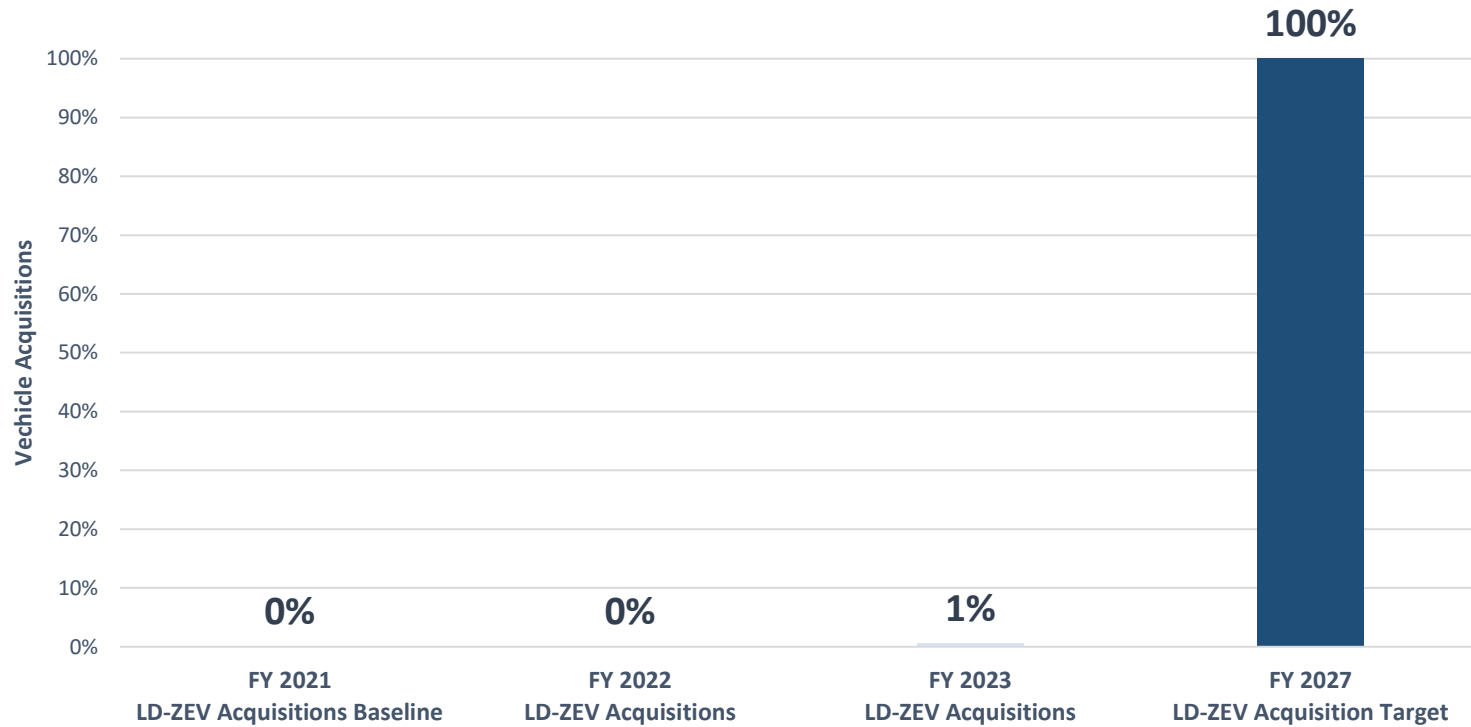
United States Postal Service

FY 2023 Sustainability Scorecard



100% Zero-Emission Vehicle Acquisitions by 2035

Zero Emission Vehicles Acquisitions
ZEVs as percentage of annual light-duty vehicle (LDV) orders



Annual Progress from Prior Year

+1	+4
LD-ZEV Acquisitions	Charging Ports
+0%	+5%

Covered Fleet Inventory

Category	FY 22	FY 23
Light Duty ZEV	13	13
Light Duty ICE	196,005	204,718
Total	196,018	204,731

Charging Port Inventory

Category	FY 22	FY 23
AC Level 1	4	4
AC Level 2	72	76
DC Fast Charging	2	2
Total	78	82

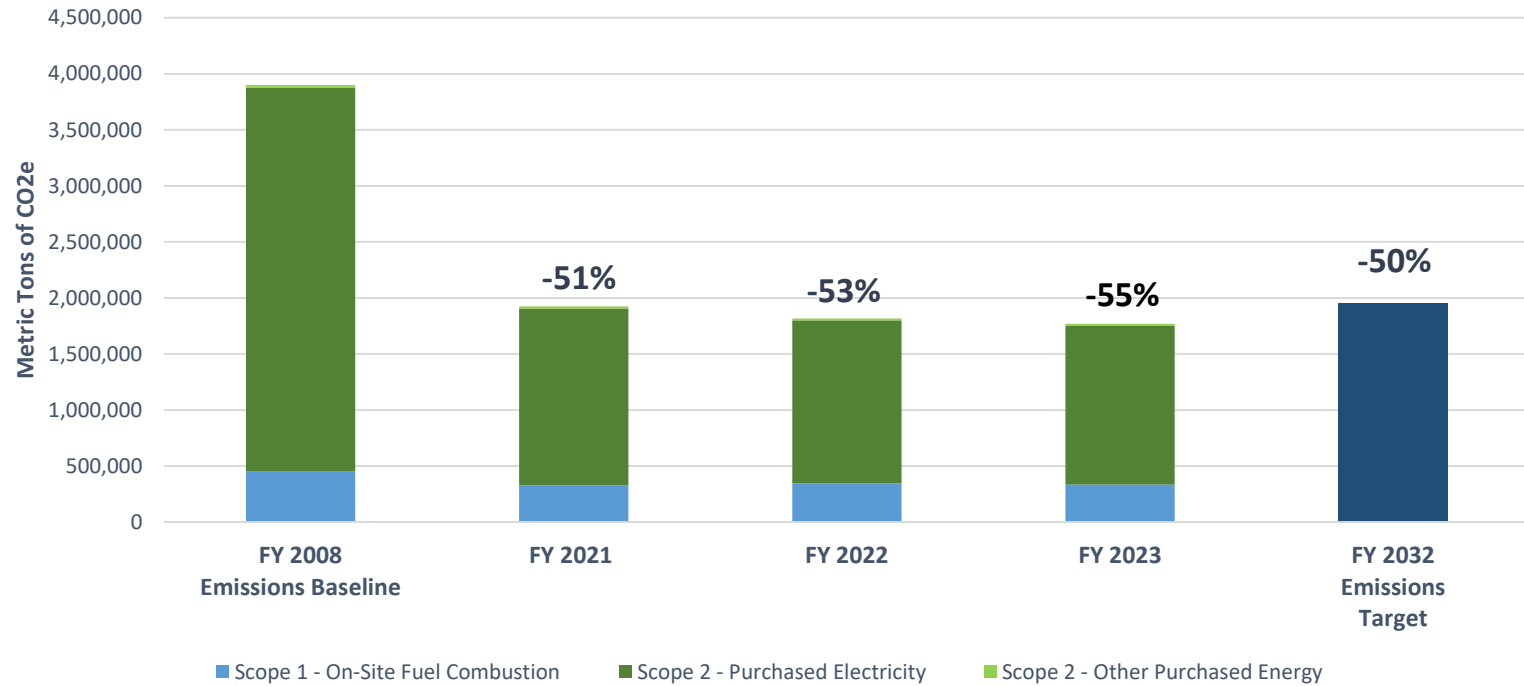
For abbreviations and definitions— See OMB Scorecard Glossary

United States Postal Service
FY 2023 Sustainability Scorecard



Net-Zero Buildings by 2045,
including a 50% reduction by 2032

GHG Emissions from Standard Operations in Facilities
 Reduction in annual scope 1 and 2 emissions (MT CO2e) from a FY 2008 Baseline



For abbreviations and definitions— See OMB Scorecard Glossary

Annual Progress from Prior Year		
-8,895	-39,554	
Scope 1 Emissions	Scope 2 Emissions	
-3%	-3%	
FY 2023 Buildings Standard Emissions		
GHG	MTCO2e	% of Total
Scope 1 - On-Site Fuel Combustion	335,380	19%
Scope 2 - Purchased Electricity	1,414,743	80%
Scope 2 - Other Purchased Energy	18,570	1%
Total	1,768,693	

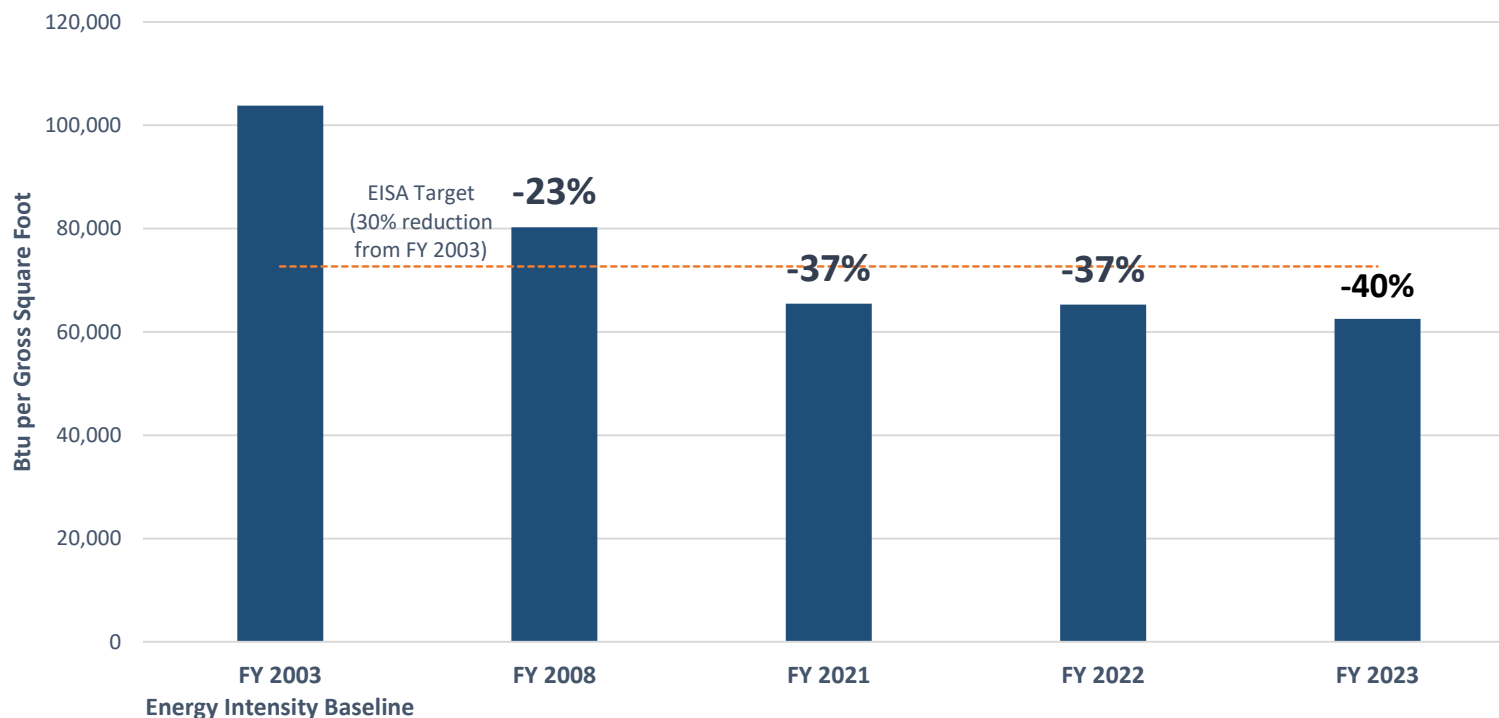
United States Postal Service
FY 2023 Sustainability Scorecard



Federal Facility Energy Use

Facility Energy Intensity

Reduction in facility energy intensity (Btu per GSF) from a 2003 baseline



Agency Progress Indicator

Agency status meeting or exceeding the statutory goal of a 30% reduction in Btu/GSF from a 2003 Baseline



Not Met

Met

Exceeded

Annual Progress from Prior Year

-2,745

Btu per GSF

-4.2%

Energy Intensity Details

End Use	Site-Delivered BBtu	% of Total
Electricity	11,923	68%
On-Site Fuel Combustion	5,395	31%
Purchased Thermal	168	1%
On-Site Renewables and Other Adjustments	-72	0%
End-Use Sector Total	17,413	
Gross Square Feet (Thou.)		278,434
Energy Intensity		62,537

For abbreviations and definitions— See OMB Scorecard Glossary

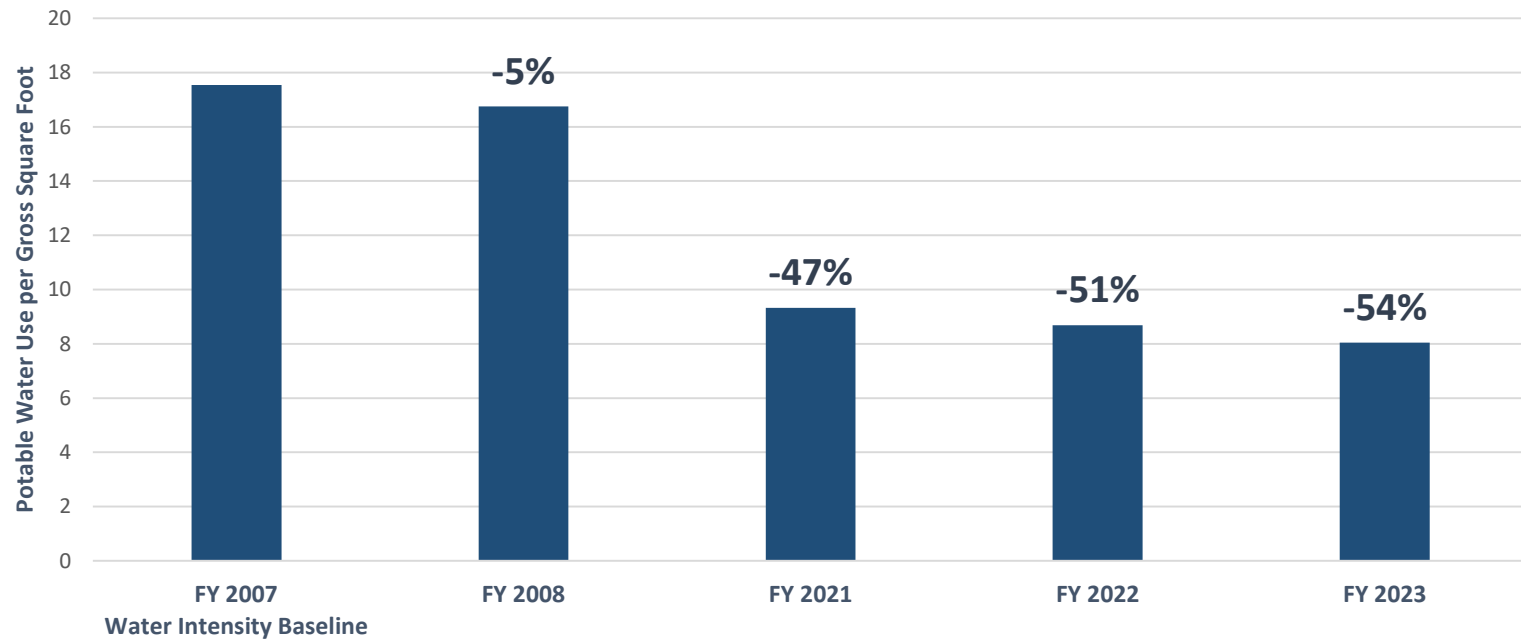
United States Postal Service
FY 2023 Sustainability Scorecard



Federal Facility Water Use

Facility Water Intensity

Reduction in facility water intensity (Gallons per GSF from a 2007 baseline)



For abbreviations and definitions— See OMB Scorecard Glossary

Agency Progress Indicator

Agency progress as compared to all other Scorecard Agencies overall progress in FY23, regarding reductions from a 2007 Baseline



Bottom 25%

Middle

Top 25%

Annual Progress from Prior Year

-1

Gallons per GSF Change

-7.3%

Water Intensity Details

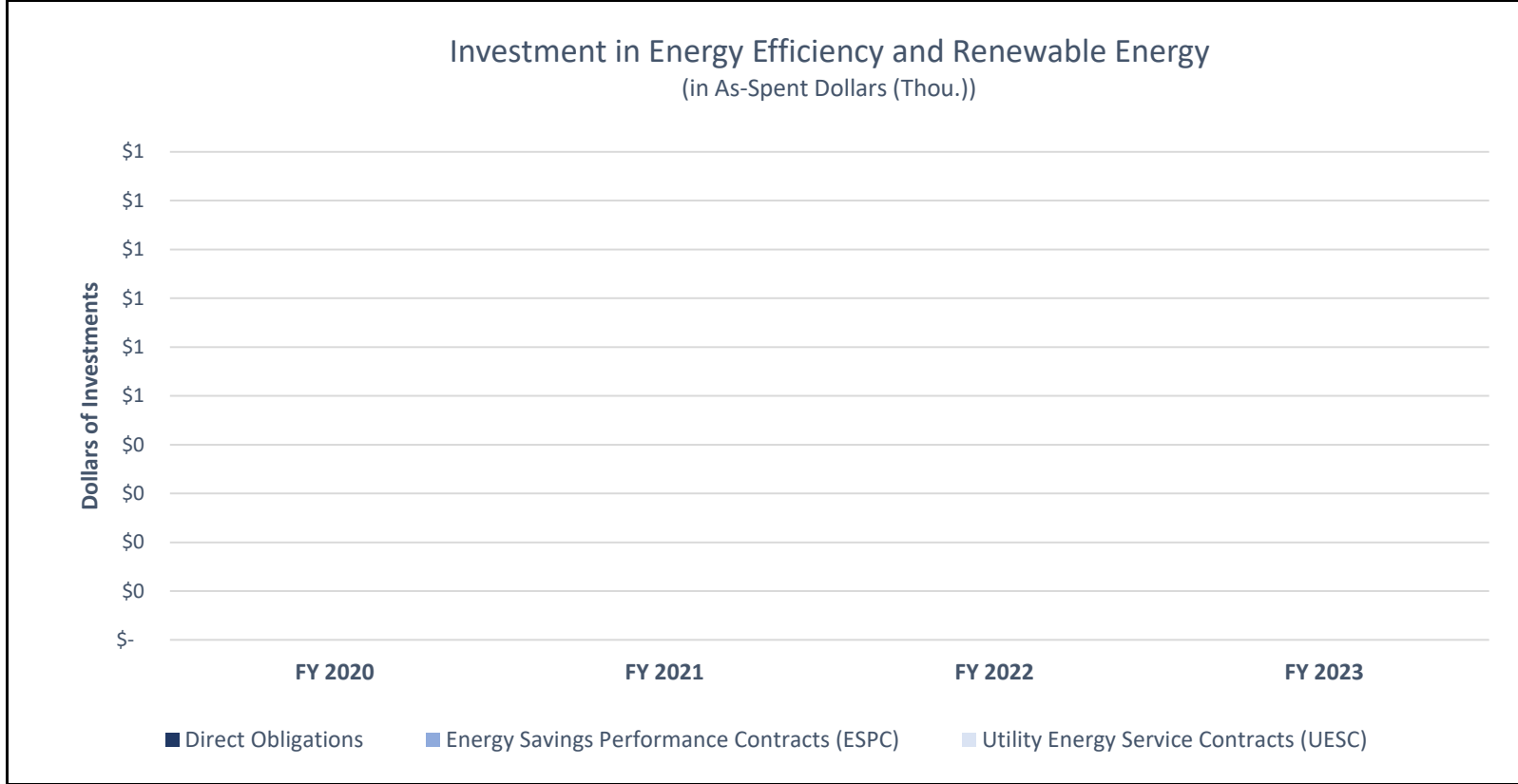
	<u>FY23</u>
Gallons (Million)	2,272
GSF (Thou.)	282,296

Water Intensity

8.0

United States Postal Service
FY 2023 Sustainability Scorecard

 **Federal Facility Efficiency Investments**



Annual Progress		
Percent of total investments completed by ESPC or UESCs over the last 4 years	na	
Percent of covered facilities evaluated for efficiency opportunities	0%	
Agency Facility Investments in ECMs		
Type of Investment	Thou. \$	% of investment
Direct Obligations	\$0	
ESPC	\$0	
UESC	\$0	
Total (M\$)	\$0.0	

For abbreviations and definitions– See OMB Scorecard Glossary

OMB Scorecard Glossary

Abbreviations

Btu = British thermal units CFE = Carbon Pollution Free Electricity ECM = efficiency/conservation measure ESPC = Energy Savings Performance Contracts	EVSE = electric vehicle supply equipment (e.g. Charging Ports) GHG = greenhouse gas GSF = Gross square foot (or feet) ICE = Internal Combustion Engine KWh = Kilowatt hours	LDV = Light Duty Vehicle MTCO_{2e} = Metric Tons of Carbon Dioxide Equivalent N/A = data not available UESC = Utility Energy Service Contracts ZEV = Zero Emissions Vehicles
--	--	---

Progress Indicators

Bottom 25%	Middle	Top 25%
Lower Quartile or 25th percentile relative to other Scorecard Agencies	Middle Quartiles or >25 th , but <75th, percentile relative to other Scorecard Agencies	Upper Quartile or 75th percentile relative to other Scorecard Agencies

Terminology

TOPIC

DATA SOURCE and TERMINOLOGY DEFINITIONS

NET-ZERO EMISSIONS OPERATIONS

Source: Agency greenhouse gas emission are calculated from the agency submitted Annual Energy Management Data Reports. Details and background data can be found on FEMP's [Comprehensive Annual Energy Data and Sustainability Performance](#) data site.

- **Standard Operations:** Any emissions from operations not designated, under section 602 of E.O. 14057, as exempted and reported as non-standard operations. Non-Standard Operations are vehicles, vessels, aircraft and other equipment used by Federal Government agencies in combat support, combat service support, tactical or relief operations, training for such operations, law enforcement, emergency response, or spaceflight (including associated ground-support equipment). Non-Standard operations also includes generation of electric power produced and sold commercially to other parties.
- **Scope 1 (Covered Fleets):** Emissions from standard operations from the agency's fleet of passenger fleet vehicles.
- **Scope 1 (Other):** Emissions from fluorinated gases and other fugitive emissions, on-site wastewater treatment, on-site landfills and municipal solid waste facilities, manufacturing and industrial processes, and from non-passenger fleet vehicles, aircraft, ships, and mobility equipment reported as standard operations.
- **Scope 1 (Facilities):** Emission from standard operations of on-site fuel consumption at federal facilities, including natural gas, fuel oil, LPG/propane, coal and any other fossil fuel.
- **Scope 2 (Facilities):** Emissions from standard operations of any purchased electricity, purchased biomass energy, purchased steam and hot water, purchased chilled water, purchased energy from combined heat/power plants, and renewable energy purchases.

See [E.O. 14057 Implementing Instructions for Federal Agencies](#) for more details on definitions.

CARBON POLLUTION-FREE ELECTRICITY

Source: Agency electric energy consumption is submitted to DOE-FEMP through Annual Energy Management Data Report. Details and background data can be found on FEMP's [Comprehensive Annual Energy Data and Sustainability Performance](#) data site.

- **Agency CFE:** Includes electricity generated at a Federal facility, electricity purchased from a qualifying CFE generation source with the associated energy attribute certificates (EACs) and Purchased or unbundled EAC.
- **Grid-supplied CFE:** CFE delivered as part of default electricity service or the electricity grid mix from a utility or electric service provider.
- **Non-CFE:** Electricity from non-carbon pollution free electricity sources.

See [E.O. 14057 Implementing Instructions for Federal Agencies](#) for more details on definitions.

OMB Scorecard Glossary

Terminology and Progress Indicators

TOPIC	DATA SOURCE and TERMINOLOGY DEFINITIONS
<p>ZERO-EMISSION VEHICLE ACQUISITIONS</p>	<p>Source: Agency fleet inventory and EVSE installation data was reported in the Federal Automotive Statistical Tool (FAST). Acquisition (vehicle order) data was provided by GSA.</p> <ul style="list-style-type: none"> • Light Duty: A vehicle weighing 8,500 pounds gross vehicle weight rating or less, certified for use on all public roads and highways. (Sec. VII of M-22-06) • Vehicle Acquisition: The placement of an order for a vehicle, recognizing fulfillment and timing of delivery is not within an agency’s control. • Vehicle Inventory: Vehicles in agency operation as of September 30 of the fiscal year as reported in FAST. • Charging Port: Electric vehicle supply equipment connector in agency operation as of September 30 of the fiscal year as reported in FAST. A charging station may have multiple ports. <p>See E.O. 14057 Implementing Instructions for Federal Agencies for more details on definitions.</p>
<p>NET-ZERO EMISSIONS BUILDINGS</p>	<p>Source: Agency facility greenhouse gas emission are calculated from the agency submitted Annual Energy Management Data Reports. Details and background data can be found on FEMP’s Comprehensive Annual Energy Data and Sustainability Performance data site.</p> <ul style="list-style-type: none"> • Scope 2 - Other Purchased Energy: Emissions from standard operations from any purchased biomass energy, purchased steam and hot water, purchased chilled water, purchased energy from combined heat/power plants, and renewable energy purchases. <p>See E.O. 14057 Implementing Instructions for Federal Agencies for more details on definitions.</p>
<p>FACILITY ENERGY EFFICIENCY</p>	<p>Source: Agency facility energy use is submitted to DOE-FEMP through Annual Energy and Water Use Reports. Details and background data can be found on FEMP’s Comprehensive Annual Energy Data and Sustainability Performance data site.</p> <ul style="list-style-type: none"> • Purchased Thermal Energy: Include energy from purchased steam and hot water and purchased chilled water. • Purchased Renewables and Adjustments: Includes renewable energy purchases but not on-site RE, subtracts source-energy-saving project credit, weather normalization credit, and project savings in Excluded buildings credit).
<p>FACILITY WATER EFFICIENCY</p>	<p>Source: Agency facility water use is submitted to DOE-FEMP through Annual Energy Data Reports. Details and background data can be found on FEMP’s Comprehensive Annual Energy Data and Sustainability Performance data site.</p>
<p>FACILITY EFFICIENCY MEASURES/ INVESTMENT</p>	<p>Source: Agency facility efficiency investments are submitted to DOE-FEMP through Annual Energy Data Reports. Details and background data can be found on FEMP’s Comprehensive Annual Energy Data and Sustainability Performance data site.</p>